

# FERRI®

www.ferri-america.com



"OVERLAP" spiral rotor with two spiral rows.



Rotor electronically balanced









Drop forged parts. Steel pins and steel-bronze bushings.

Heavy duty improvements



## Professional boom mowers

• Green maintenance • Agriculture • Tractors from 80 to 120 HP

TS 530		80 to 100 HP		17'6"
TS 610		90 to 110 HP		19'8"
TS 710Z		100 to 120 HP		23'1"

Distributed by: J. S. Woodhouse Co., Inc.  
1314 Union St  
West Springfield, MA 01089

Phone: 413-739-5607  
Fax: 413-732-3786  
email: info@jswoodhouse.com  
website: www.jswoodhouse.com



# Professional boom mowers

• Green maintenance • Agriculture • Tractors from 80 to 120 HP



## Equipment

	Floating (flail head is free to float to follow ground contours).	●
	Lift float (Ma accumulator).	●
	Oil cooler with thermostat.	●
	122° Power Slew.	●
	"BI-METAL" (steel+bronze) bushings on the 1st and 2nd rams pins and carbonised steel bushings on joints.	●
	Electro-hydraulic proportional control (only Comfort version)	●
	Reversible rotor (DSR)	●
<input checked="" type="checkbox"/>	Cable controls	●
<input checked="" type="checkbox"/>	Gear hydraulic system "HP"	●
<input checked="" type="checkbox"/>	Automatic return breakaway system (SRA)	●
<input checked="" type="checkbox"/>	Mechanic roll-over protection system (SAB)	●
<input checked="" type="checkbox"/>	Totally independent hydraulic system	●
<input checked="" type="checkbox"/>	Direct drive	●
<input type="checkbox"/>	Bumpers with illumination system	□
<input checked="" type="checkbox"/>	Front and rear rubber guard	●

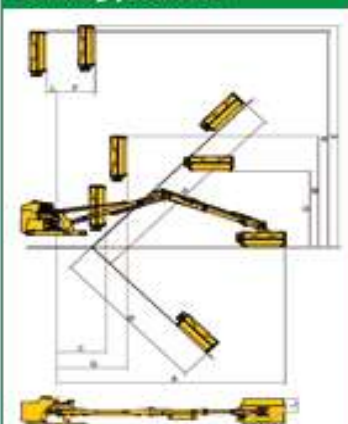
● Standard □ Optional



## Technical specifications

Model	TS 530	TS 610	TS 710Z
Max. horizontal reach	ft 17'6"	19'8"	23'1"
Telescopic extension	in -	-	41"
Weight	lbs 2469	2579	2976
Hydraulic oil capacity	gal 45	45	45
Three point linkage	Cat. II	II	II
PTO	RPM 540	540	540

## Working positions



	TS 530	TS 610	TS 710Z
A	ft 17'0"	19'8"	23'1"
B	ft 10'8"	12'0"	16'4"
C	ft 5'0"	4'9"	5'0"
D	ft 7'4"	8'4"	8'4"
E	ft 18'8"	20'0"	24'2"
F	ft 3'10"	3'9"	3'10"
G	ft 6'9"	6'10"	7'1"
H	ft 16'0"	18'0"	21'12"
I	ft 7"	1'5"	0'12"
L	ft 1'5"	1'5"	1'5"
M	ft 10'11"	12'1"	12'1"
N	ft 17'11"	19'11"	23'7"

Tractors (recommended features)					Min. weight	Min. width	
HP tractor	80	90	100	110	120	lbs	ft
TS 530	[Bar]					7718	7'9"
TS 610	[Bar]					7938	7'7"
TS 710Z	[Bar]					8818	7'10"

## Flail head



### Technical specifications for flail head

	in.	TS 120
Width of cut	47	
Rotor speed	RPM 3000	
Flail head angle	190°	
Max rotor power	HP max 62	
Max hydraulic motor power	HP max 60	

### Blades interchangeable on same motor



No. 36 + 18  
Multiuse and straight flails for grass, bushes, shrubs, sticks, wood. max out 134°



No. 19  
"T" hammer blades for wood max out 2°



No. 18  
Touring hammer for wood max out 3 1/4°

## Accessories:

TR 13 - TR 22  
Cutter bar. Max out 3 1/4"  
Width of cut: 51" (TR 13)  
87" (TR 22)



CS 150 Cutter bar  
Max out 1/2".  
Width of cut: 59"



FF45 - FF60 Ditch cleaners  
Width:  
18" & 24"



REAR AXLE RIGID FITTING SYSTEM  
Due to the high offset loads we strongly recommend to fit the boom mower on axle brackets



Distributed by: J. S. Woodhouse Co., Inc.  
1314 Union St  
West Springfield, MA 01089

Phone: 413-739-5607  
Fax: 413-732-3786  
email: info@jswoodhouse.com  
website: www.jswoodhouse.com

All data subject to change.

campbell@ferrim.com 02011 TR002A REV2 10/11